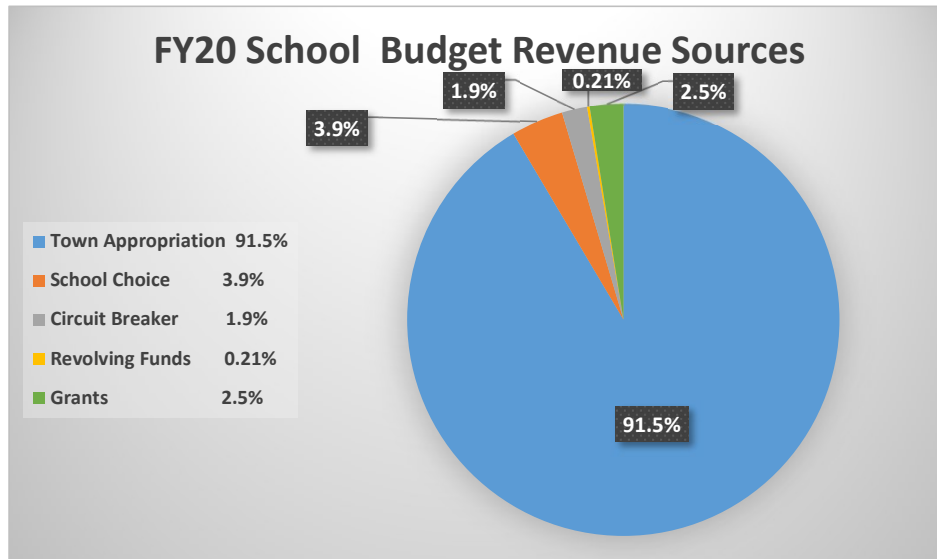
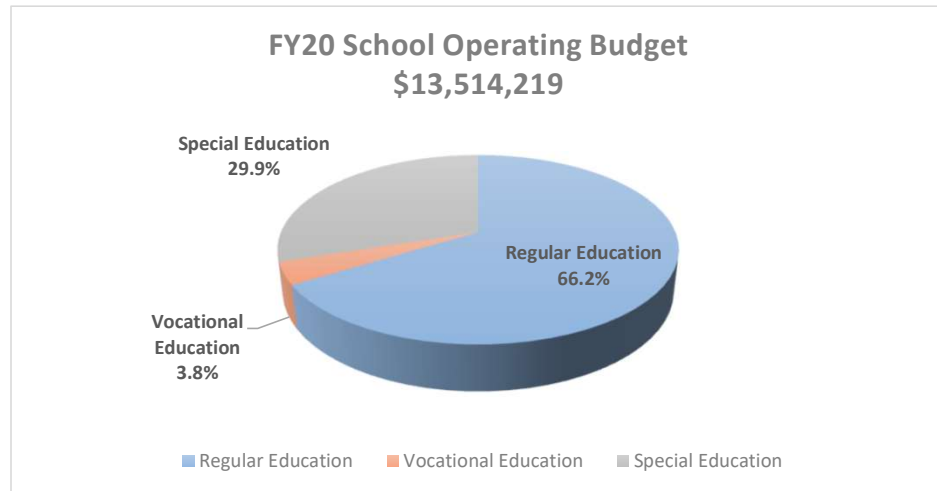


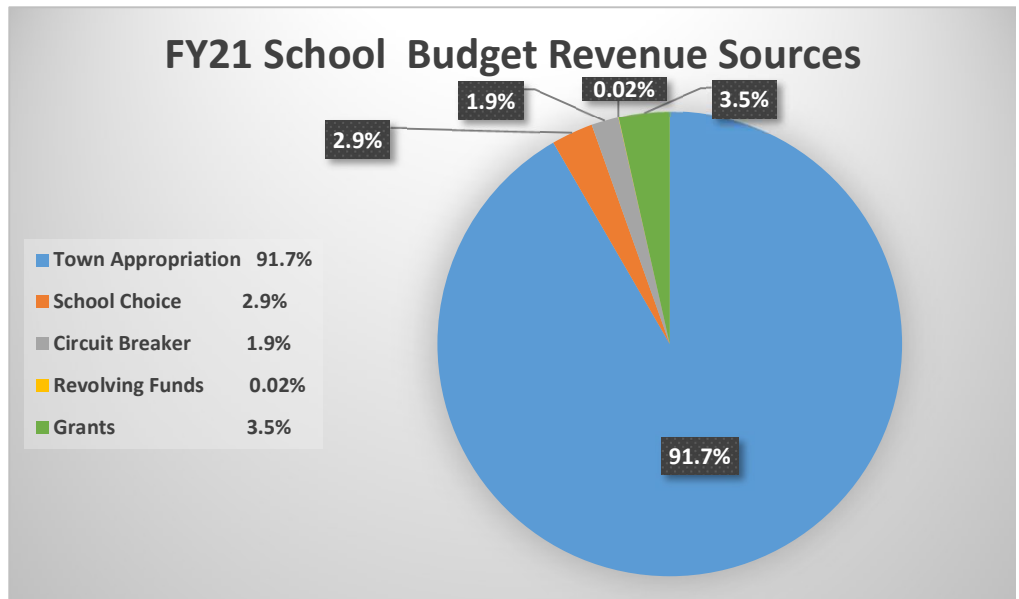
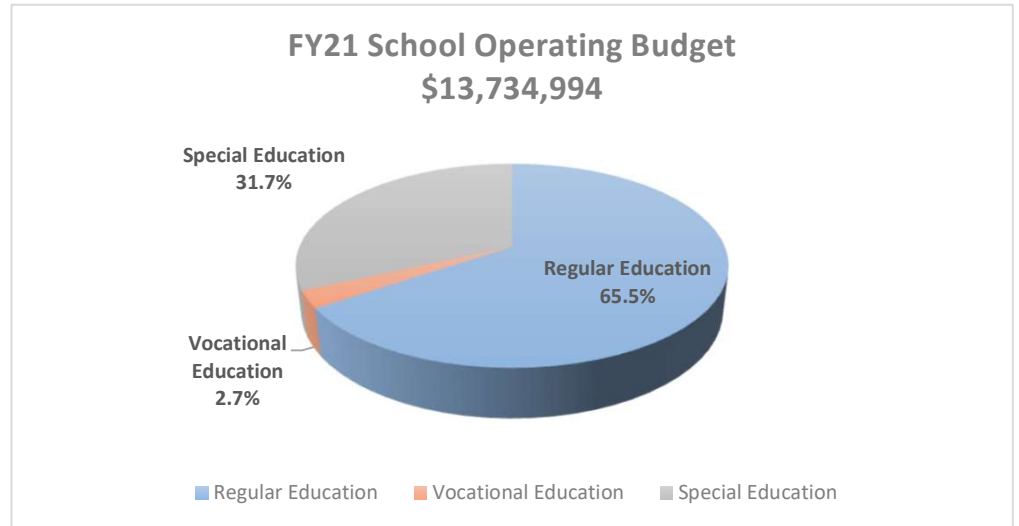
School Operating Budget	FY20 Budget	% of Budget
Regular Education	8,951,318	66.2%
Vocational Education	515,930	3.8%
Special Education	4,046,971	29.9%
Total School Budget	13,514,219	100%

Revenue Summary	FY20	% of Budget
Town Appropriation	12,367,442	91.5%
School Choice	527,401	3.9%
Circuit Breaker	254,289	1.9%
Revolving Funds	27,846	0.21%
Grants	337,241	2.5%
Revenue Totals	13,514,219	100%



School Operating Budget	FY21 Budget	% of Budget
Regular Education	9,000,487	65.5%
Vocational Education	374,201	2.7%
Special Education	4,360,306	31.7%
Total School Budget	13,734,994	100%

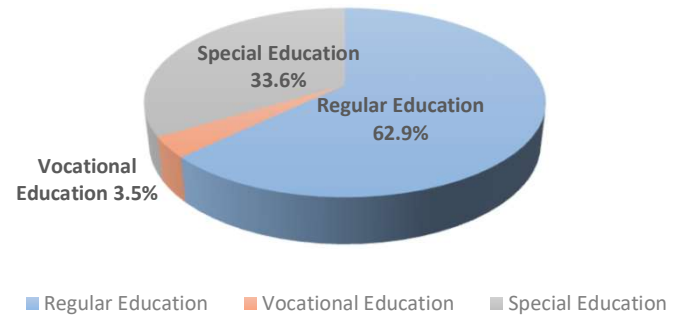
Revenue Summary		FY21	% of Budget
Town Appropriation	91.7%	12,588,741	91.7%
School Choice	2.9%	398,489	2.9%
Circuit Breaker	1.9%	258,142	1.9%
Revolving Funds	0.02%	3,118	0.02%
Grants	3.5%	486,504	3.5%
Revenue Totals		13,734,994	100%



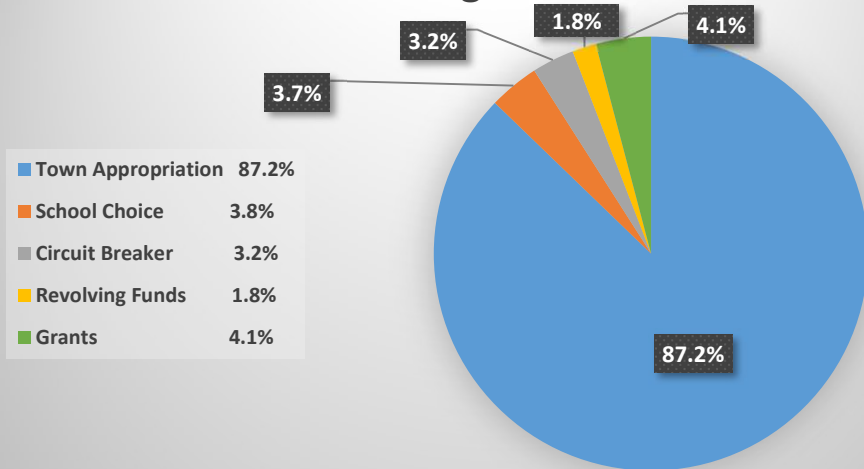
School Operating Budget	FY22 Budget	% of Budget
Regular Education	9,296,872	62.9%
Vocational Education	521,137	3.5%
Special Education	4,968,424	33.6%
Total School Budget	14,786,433	100%

Revenue Summary	FY22	% of Budget
Town Appropriation	12,896,808	87.2%
School Choice	553,992	3.7%
Circuit Breaker	467,241	3.2%
Revolving Funds	261,234	1.8%
Grants	607,157	4.1%
Revenue Totals	14,786,433	100%

FY22 School Operating Budget
\$14,786,433



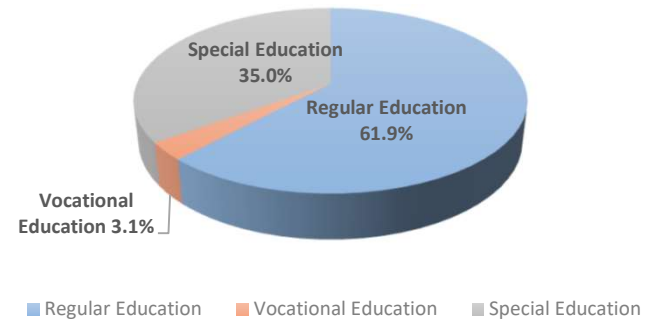
FY22 School Budget Revenue Sources



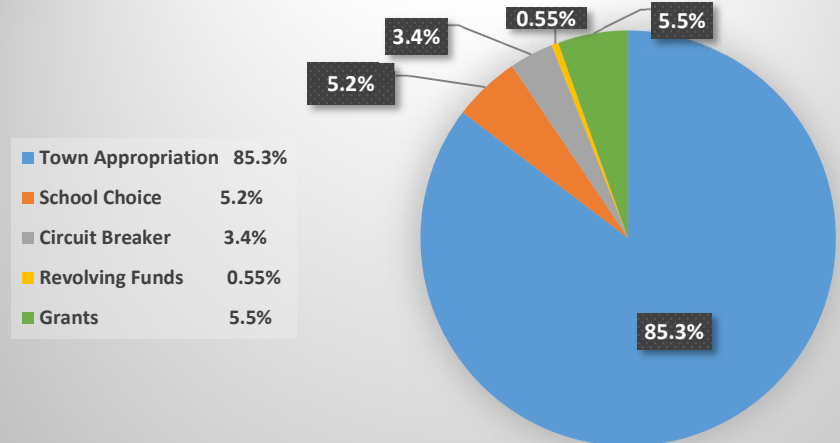
School Operating Budget	FY23 Budget	% of Budget
Regular Education	9,626,668	61.9%
Vocational Education	476,180	3.1%
Special Education	5,445,749	35.0%
Total School Budget	15,548,598	100%

Revenue Summary	FY23	% of Budget
Town Appropriation 85.3%	13,270,218	85.3%
School Choice 5.2%	809,243	5.2%
Circuit Breaker 3.4%	534,771	3.4%
Revolving Funds 0.55%	84,856	0.55%
Grants 5.5%	849,511	5.5%
Revenue Totals	15,548,598	100%

FY23 School Operating Budget
\$15,548,598



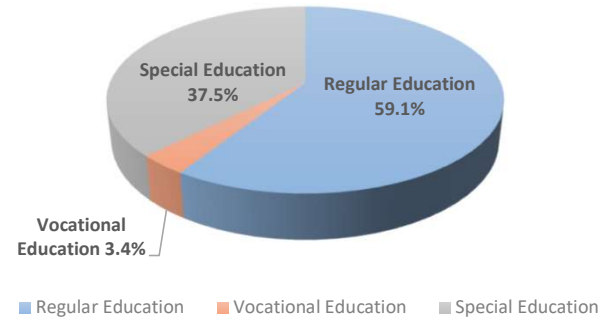
FY23 School Budget Revenue Sources



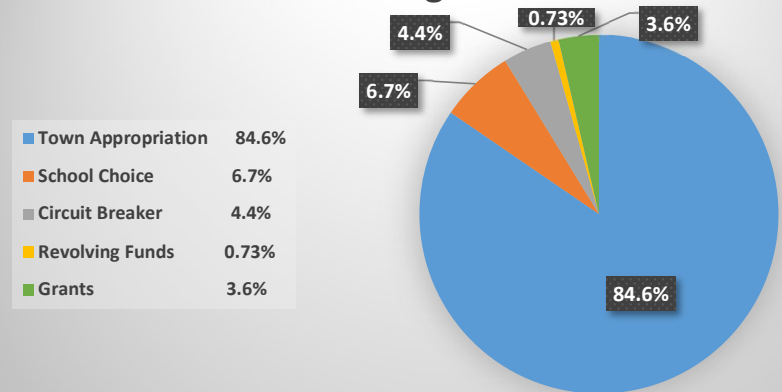
School Operating Budget	FY24 Budget	% of Budget
Regular Education	9,664,998	59.1%
Vocational Education	558,894	3.4%
Special Education	6,138,400	37.5%
Total School Budget	16,362,292	100%

Revenue Summary		FY24	% of Budget
Town Appropriation	84.6%	13,837,414	84.6%
School Choice	6.7%	1,096,204	6.7%
Circuit Breaker	4.4%	714,763	4.4%
Revolving Funds	0.73%	120,000	0.73%
Grants	3.6%	593,911	3.6%
Revenue Totals		16,362,292	100%

FY24 School Operating Budget
\$16,362,292 *Projected*



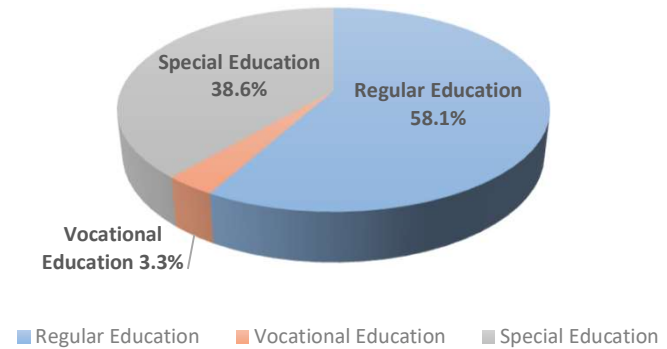
FY24 School Budget Revenue Sources



School Operating Budget	FY25 Budget	% of Budget
Regular Education	9,654,469	58.1%
Vocational Education	540,324	3.3%
Special Education	6,421,801	38.6%
Total School Budget	16,616,594	100%

Revenue Summary	FY25	% of Budget
Town Appropriation	14,137,414	85.1%
School Choice	819,993	4.9%
Circuit Breaker	1,275,688	7.7%
Revolving Funds	64,999	0.39%
Grants	318,500	1.9%
Revenue Totals	16,616,594	100%

FY25 School Operating Budget
\$16,616,594 *Projected*



FY25 School Budget Revenue Sources

